

The background of the slide features a stylized image of the Earth from space, with a blue and white color scheme. Overlaid on the Earth is a complex network of white lines and dots, representing a global communication or data network. The network lines are more prominent in the foreground and fade into the background.

Corporate Overview

December 2025

Connecting Everyone and Everything, All the Time.



Safe Harbor Statement

Please note that the attached presentation includes forward-looking statements as defined in the Private Securities Litigation Reform Act of 1995. These forward-looking statements include projections and information relating to future events, prospects, expectations and results of Skyworks (e.g., certain projections and business trends, as well as plans for dividend payments). We caution you that actual results may differ materially and adversely from those projected in the forward-looking statements as a result of certain risks and uncertainties, those noted in the appendix to this presentation and in our most recent Form 10-K and Form 10-Q filings, which you may obtain for free at the SEC's website at <https://www.sec.gov>. We undertake no obligation to update any forward-looking statements.

This presentation contains certain non-GAAP financial measures that Skyworks believes are useful in evaluating our operating performance. Refer to the appendix to this presentation for reconciliation to GAAP of these non-GAAP measures and to our most recent earnings release at <https://investors.skyworksinc.com> for additional information about our use of non-GAAP financial measures.

Third-party trademarks and logos are the property of their respective owners.

Skyworks at a Glance



\$4.1 Billion

Annual Revenue
FY25



~10,000

Employees




17

Countries



~6,000

Customers



~6,000

Unique Products



~5,000

Patents



Connecting Everyone and Everything, All the Time.

Financial Performance

Fiscal
Year
2025



\$4.1B
Net Revenue



\$5.93
Non-GAAP Diluted EPS⁽¹⁾



\$1.1B
Free Cash Flow ⁽¹⁾

Q4
FY25



\$1.1B
Net Revenue



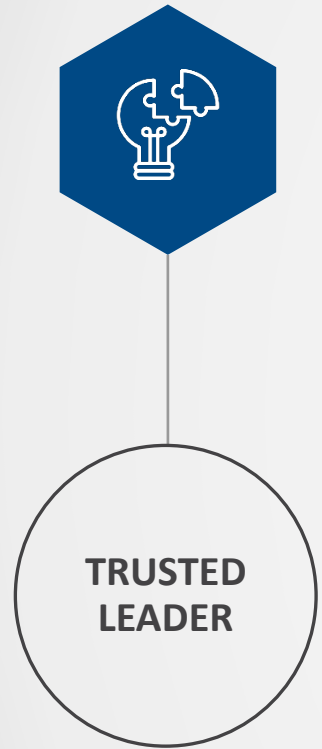
\$1.76
Non-GAAP Diluted EPS⁽¹⁾




\$144M
Free Cash Flow ⁽¹⁾

⁽¹⁾ Non-GAAP – Adjusted for Certain Items. See Appendix and our [Q4 FY25 Earnings Releases](#) for a Reconciliation to GAAP.

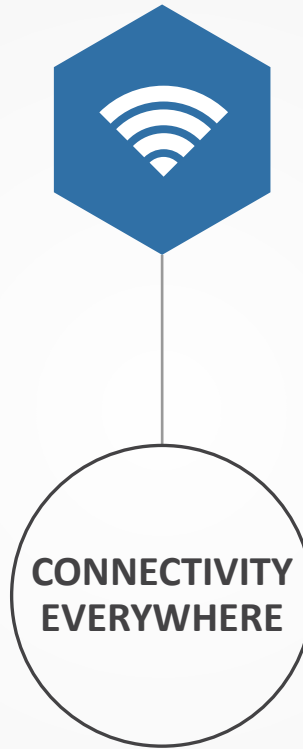
Delivering Long-Term Shareholder Value



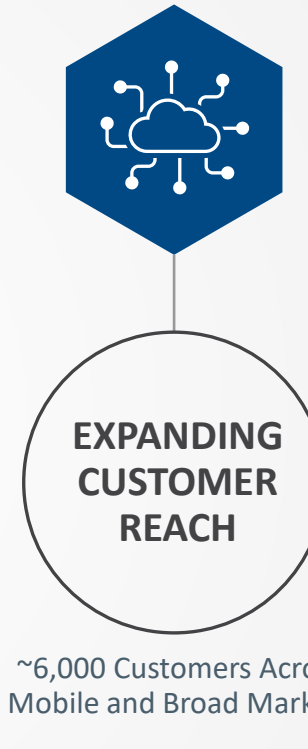
Connectivity Leadership



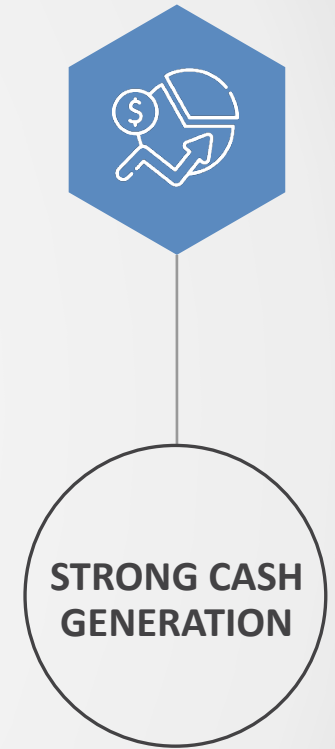
Differentiated
Manufacturing Footprint



Capitalizing on Ubiquitous
Wireless Technologies




~6,000 Customers Across
Mobile and Broad Markets



Fund Growth Opportunities
While Returning Cash to
Shareholders

Skyworks is at the Forefront of Connectivity



Helping to Lead the Global Shift to 5G



Delivers Innovative Performance

- ✓ Fast Data Throughput
Enhanced Mobile Broadband (eMBB)
- ✓ Extremely Low Latency
Ultra-Reliable Low Latency Communications (URLLC)
- ✓ Enhanced Spectral Efficiency
Massive Machine Type Communications (mMTC)

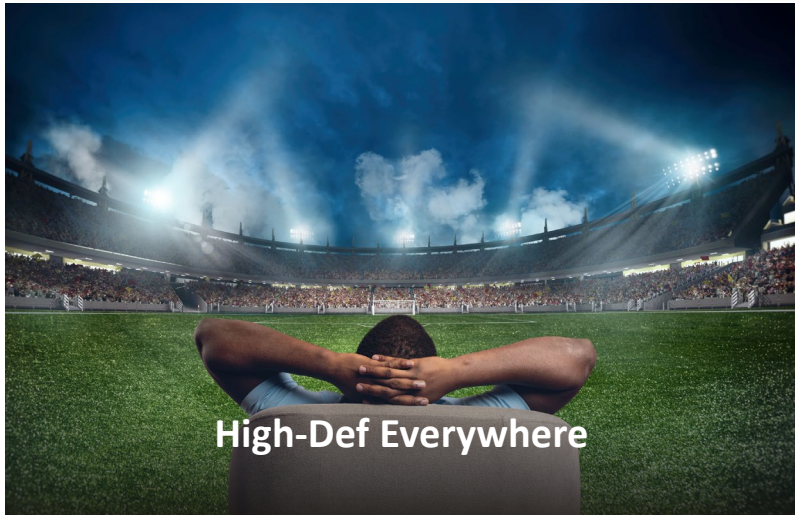


Rapidly Growing Addressable Markets and Applications

Global Technology and Manufacturing Footprint



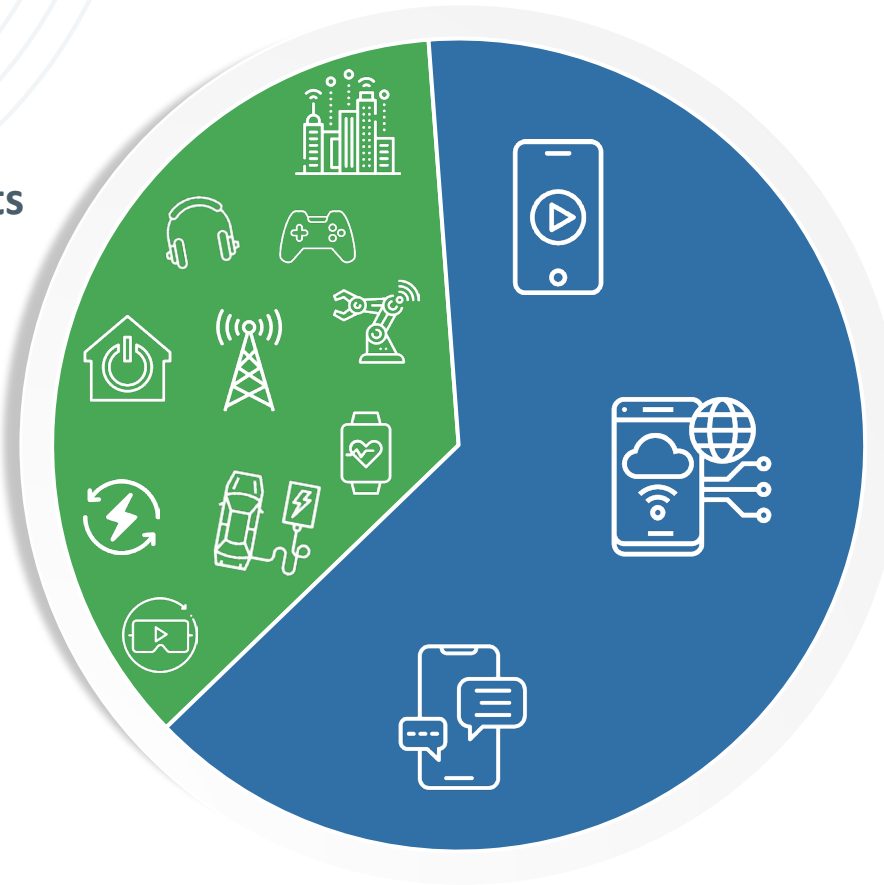
Addressing a Diverse and Growing Set of End Markets



Diverse Revenue Across Mobile and Broad Markets

Fiscal Year 2025

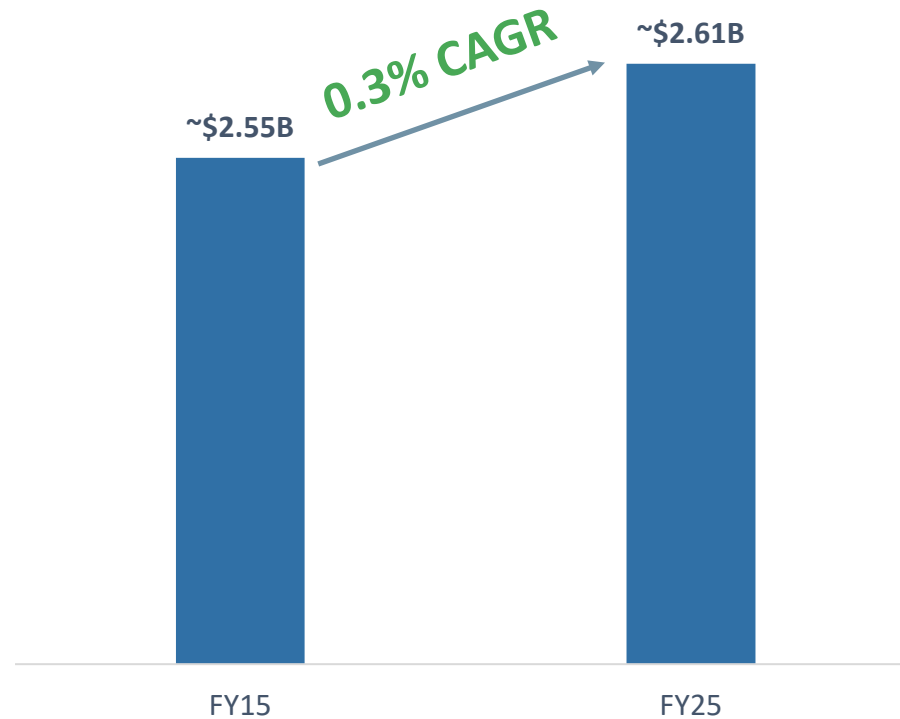
Broad Markets



Mobile

Mobile Revenue – Growth Across All Leading Platforms

Mobile Revenue – Across All Premium Smartphone OEMs



Increasing Levels of Complexity and Content with Each New Generation



Power Amplifiers



Power Amplifiers
Filters
Switches

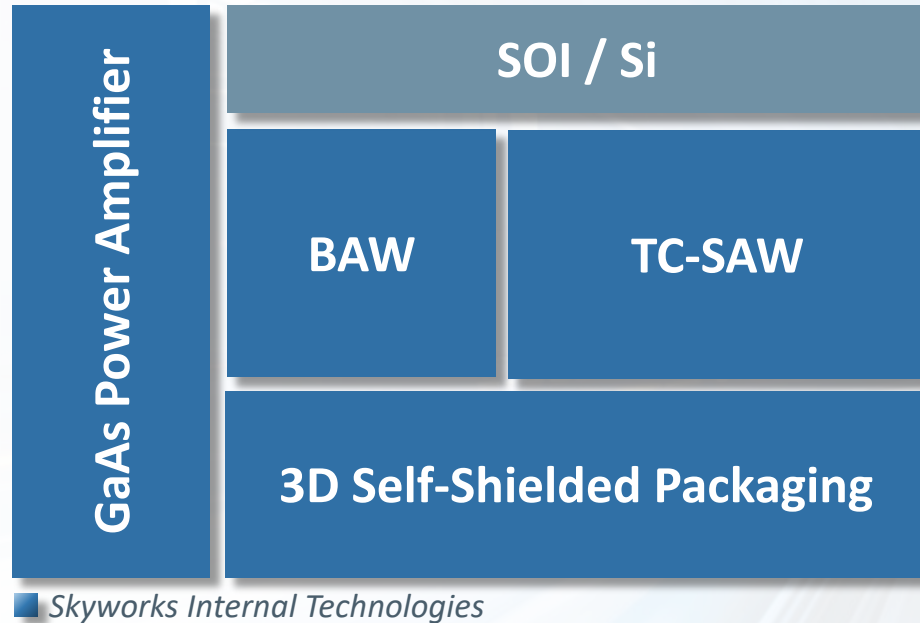


Filters: 40
Bands: 15
Tx/Rx Filters: 30
CA Combos: 10
Peak Rate 150Mbps
2x2 MIMO DL



Filters: 70
Bands: 30
Tx/Rx Filters: 75
CA Combos: 200
Peak Rate > 1Gbps
4x4 MIMO DL and UL

Powering a Leading Cellular Technology Roadmap




- ✓ Cellular Transmit
- ✓ Cellular Receive
- ✓ GPS
- ✓ Antenna Management
- ✓ Wi-Fi / Bluetooth



Broad Content Expansion Opportunities Driven by Higher Performance

Wi-Fi 6E Tx/Rx

Sky5®



Precision Antenna
Tuning

Low Band DRx

Mid Band DRx

MIMO DRx

High Band Tx DRx

Precision GPS

Sky5®
Ultra HB
BAW

Sky5®
Ultra MB

Sky5®
Ultra LB

Quad GSM
PA

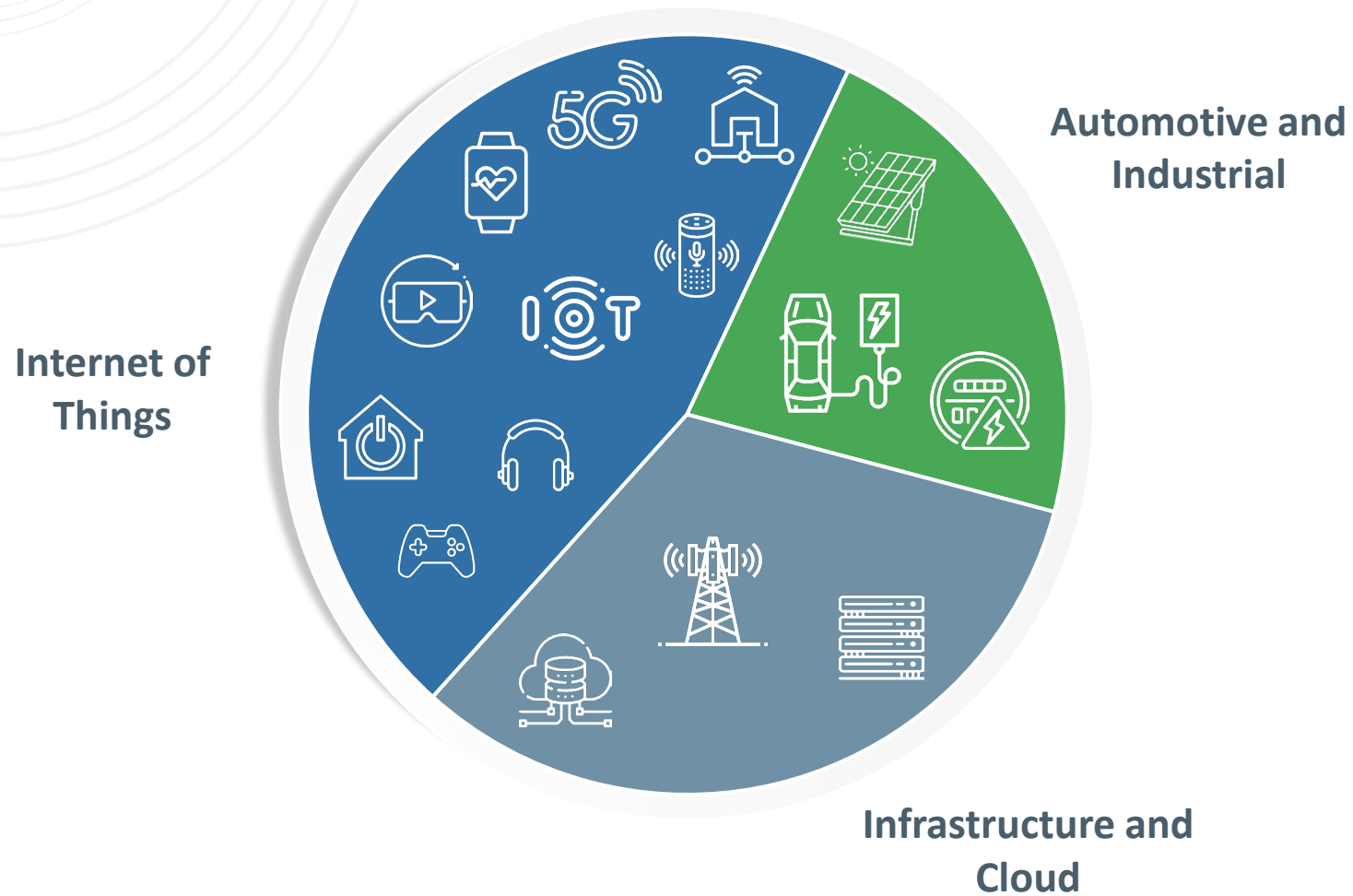
- ✓ Vibrant and Highly Profitable Mobile Ecosystem
- ✓ Smartphones / IoT Devices Are Critical Network Access Points
- ✓ Increasing Demand for Powerful Connectivity Engines

Best-in-Class Performance
Deep Reach and Leadership in Mobile
Uniquely Positioned Versus Competition

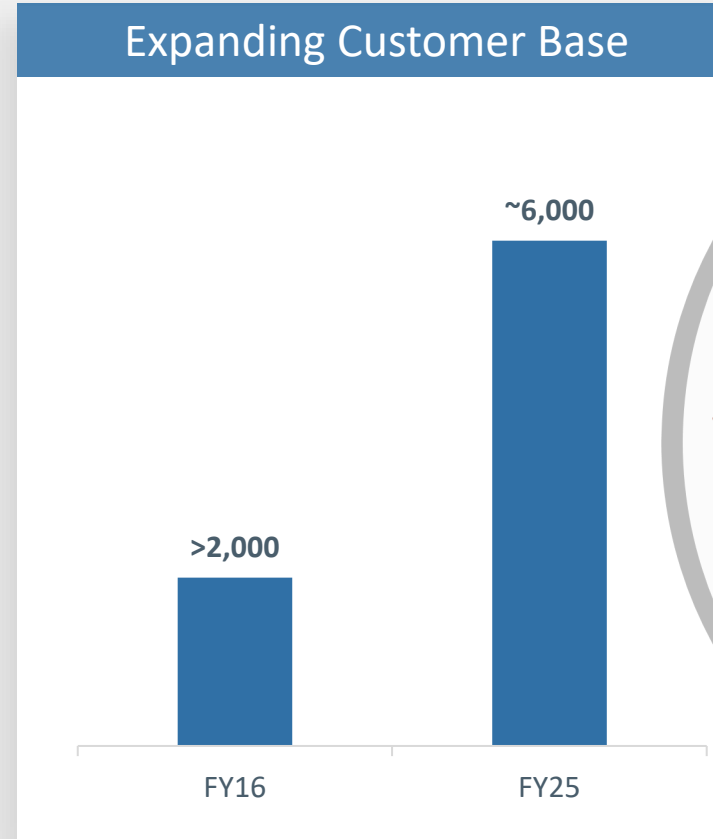
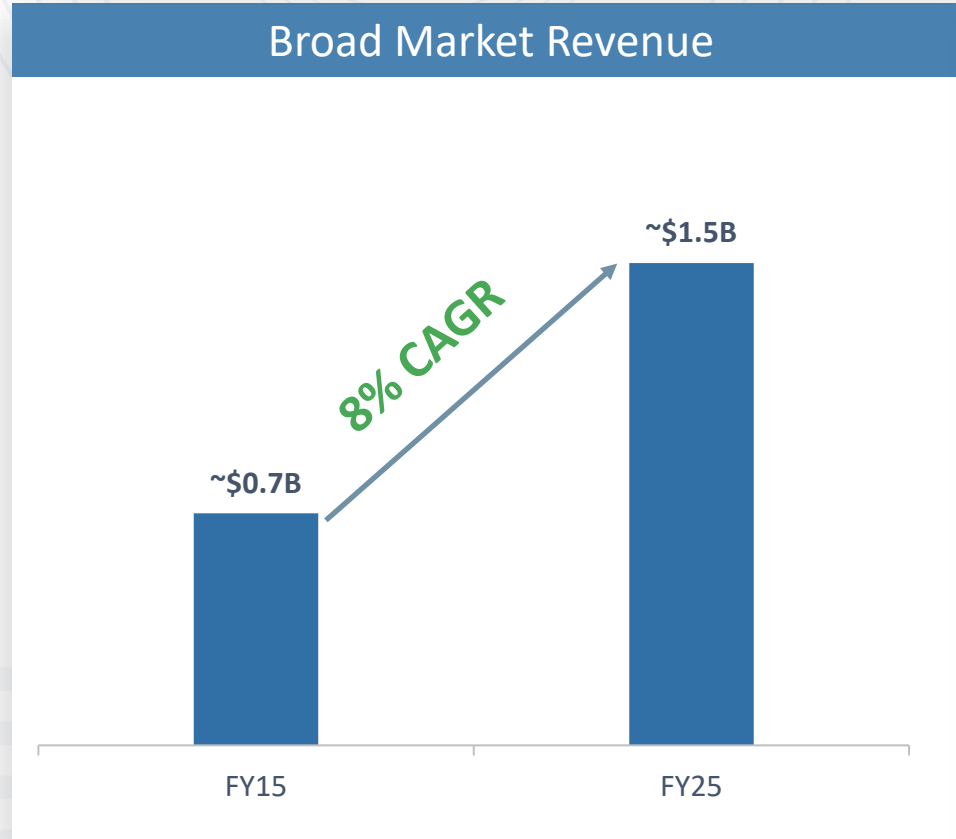


Diversifying Revenue Across Secular Growth Broad Markets

Fiscal Year 2025



Broad Market Revenue Growth – Fueling Diversification



Blazing-fast Wi-Fi 6E and 7 with Greater Quality of Service for an Expanding Array of Devices

NETGEAR



Linksys

aruba



Network Densification Drives RF Demand and Accelerates 5G Infrastructure Growth

SAMSUNG


ERICSSON


CISCO

NOKIA

Massive MIMO

Small Cells

Indoor Radios

Inspiring EV/Hybrid and Autonomous Vehicle Innovation

Cellular Connectivity and
Infotainment

Power Isolation for EV/Hybrid

Timing Solutions

Digital Radio Co-Processors



HIRSCHMANN
AUTOMOTIVE



BYD



Audi



HYUNDAI



TESLA



preh



TOYOTA

SKYWORKS

A Leader in Factory Automation and Smart Energy

Intelligent Edge Computing

Motor Drive / Metering

Industrial Automation

Advanced Robotics

Nex-Gen Smart Energy Solutions

Honeywell

QUECTEL

Trilliant

solaredge****

**SIERRA
WIRELESS**

ENPHASE



samsara

BECKHOFF

Blackmagicdesign

ublox****

gemalto
a Thales company

OMRON

Fibocom

CRESTRON

SKYWORKS

High-Speed Connectivity for AI-Enabled, Data-Intensive Infrastructure and Cloud Upgrades



Intel
Juniper
Networks



Game-Changing Cognitive Audio



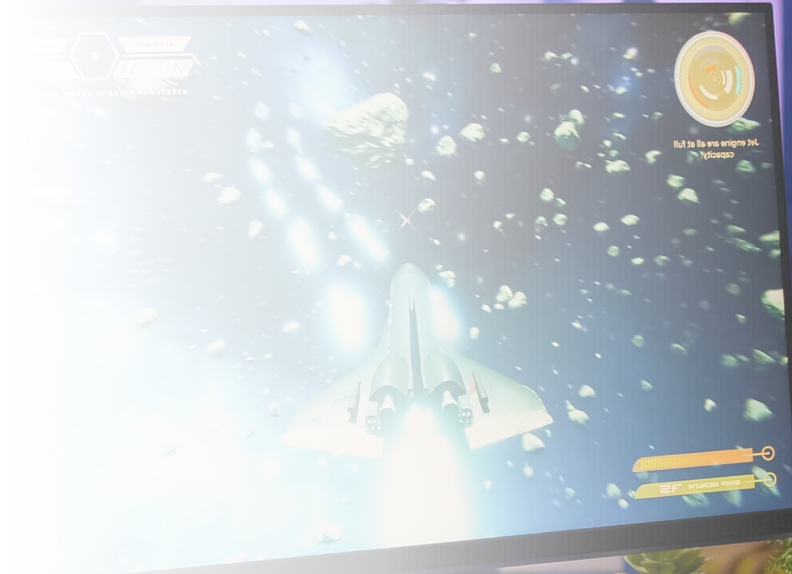
SAMSUNG

 **steelseries**



VIZIO

SONY



Our Strategic Path

Driving New Technology Adoption

Emerging

Expanding Customers Enabling New Applications

IoT

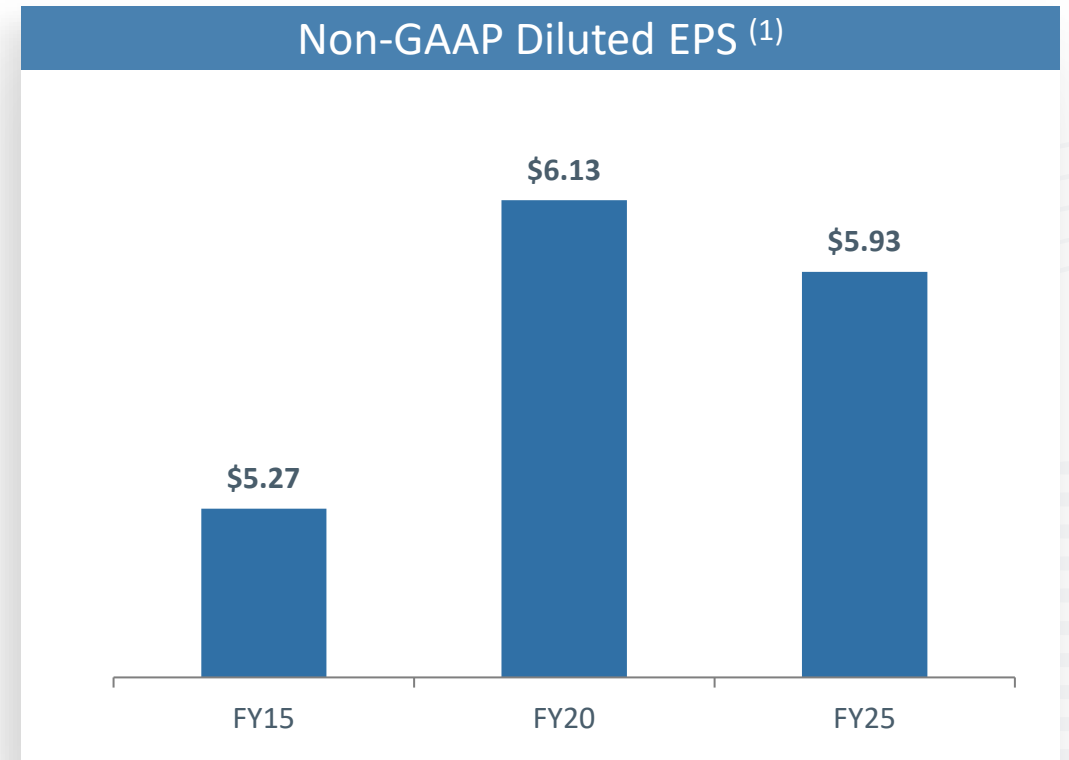
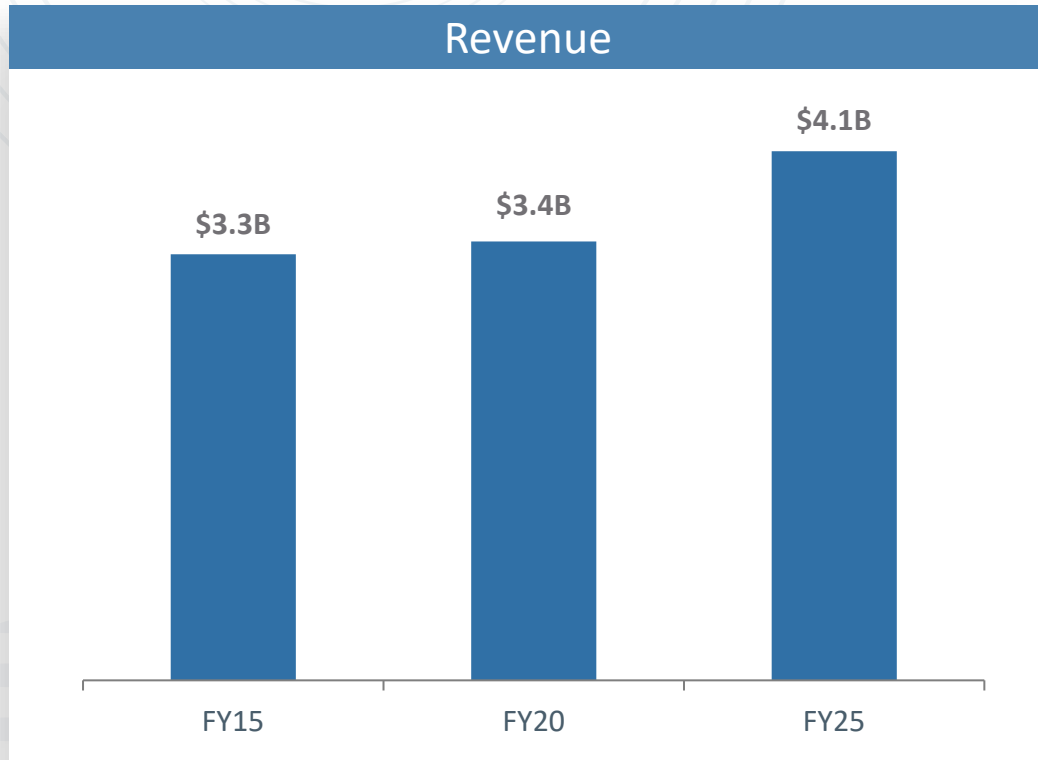
Extending Technology Reach Across Tier 1 Platforms

Mobile



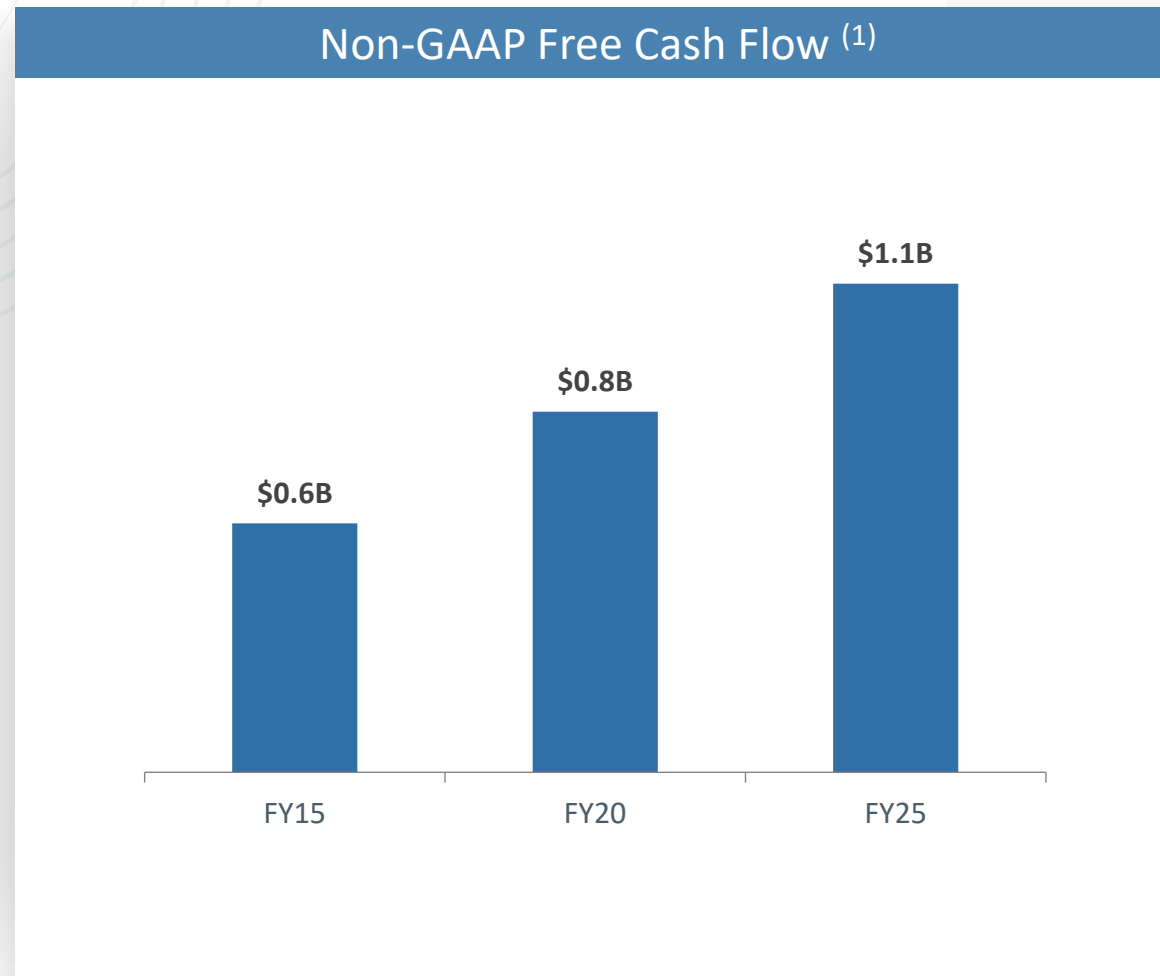
Leveraging Core Technologies Across Multiple Markets

Top and Bottom-Line Trends



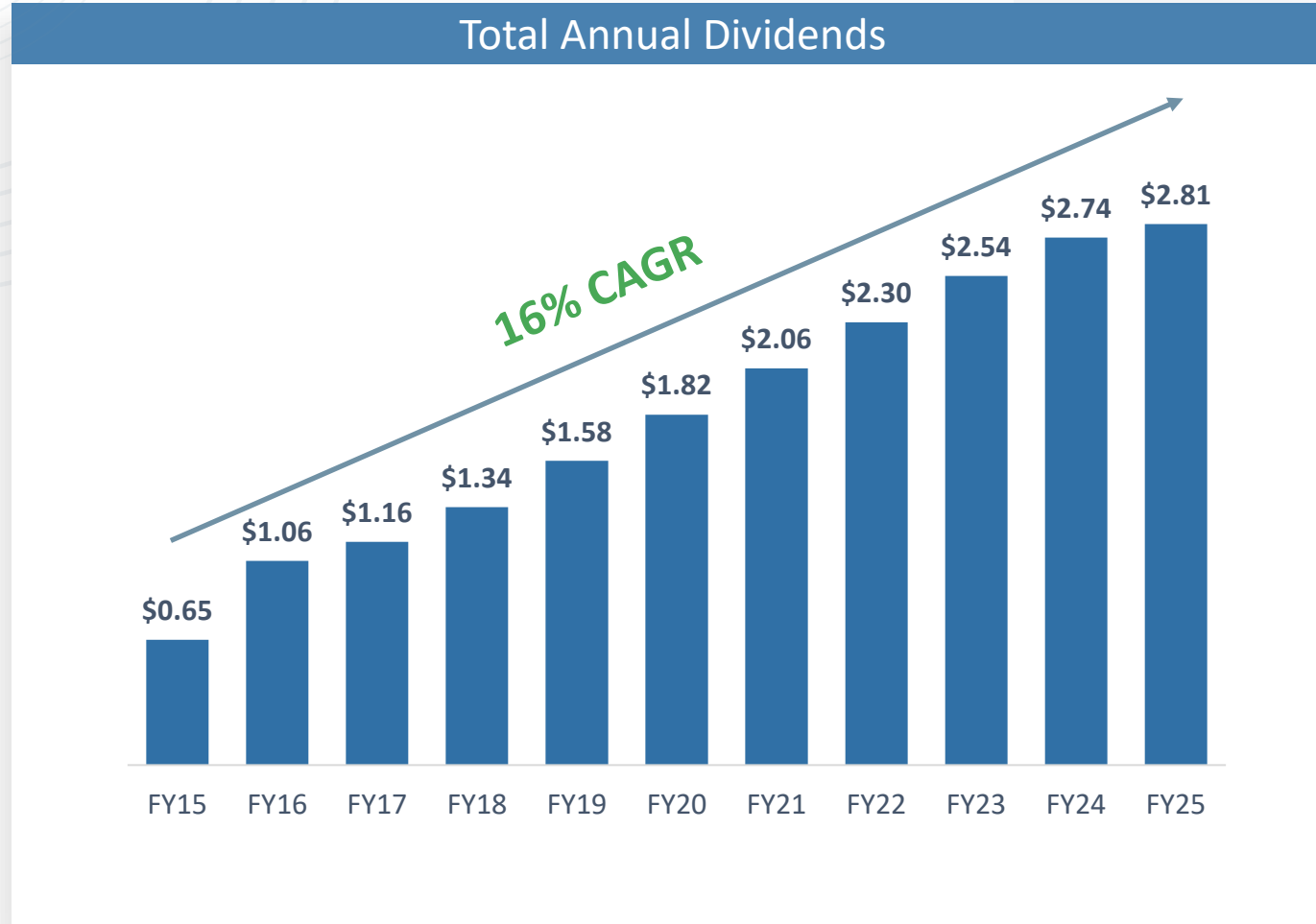
(1) Non-GAAP – Adjusted for Certain Items. See Appendix and our [Q4 FY15](#), [Q4 FY20](#), and [Q4 FY25](#) Earnings Releases for a Reconciliation to GAAP.

Exceptional Cash Generation Through the Cycles



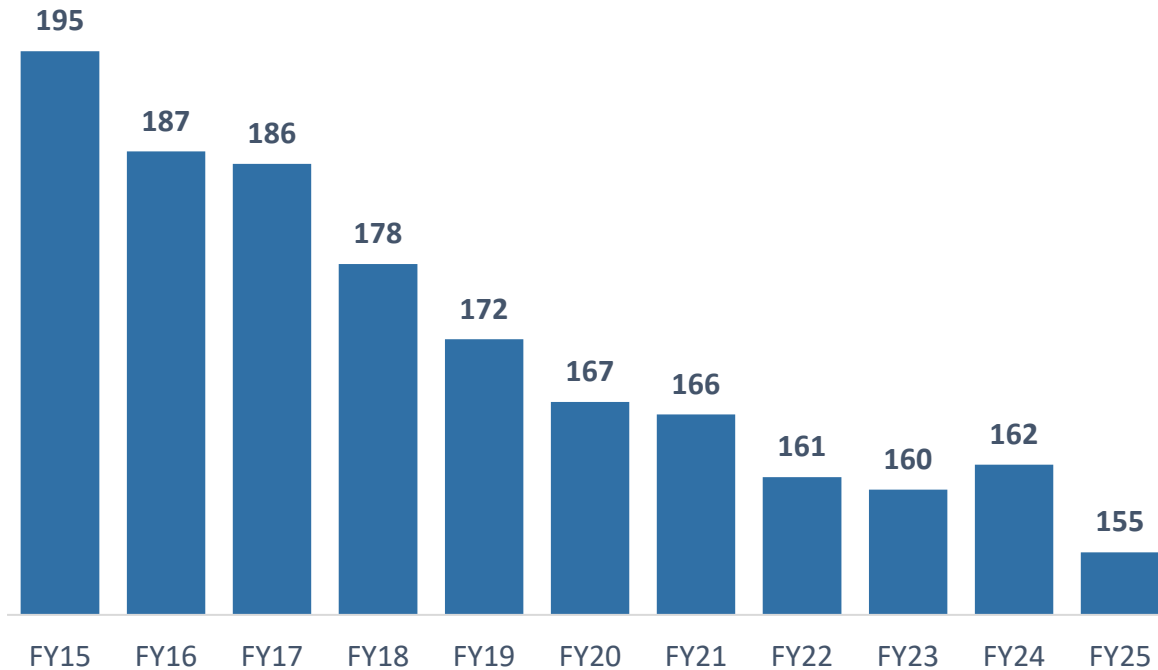
(1) Non-GAAP – Adjusted for Certain Items. See Appendix for a Reconciliation to GAAP.

10 Years of Dividend Increases

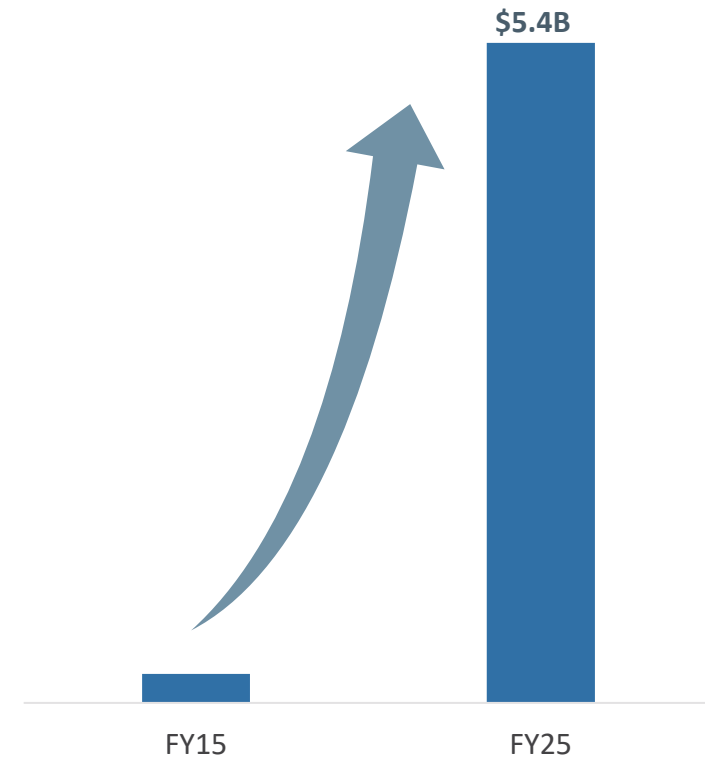


Cumulative Share Repurchases of \$5.4 Billion

Year-end Fully Diluted Share Count (M)



Cumulative Share Repurchases



Executive Management Team



Philip Brace

Chief Executive Officer & President



Philip Carter

Senior Vice President,
Chief Financial Officer



Robert J. Terry

Senior Vice President,
General Counsel &
Secretary



Kari Durham

Senior Vice President,
Human Resources



Reza Kasnavi

Executive Vice President,
Chief Operations &
Technology Officer



Todd Lepinski

Senior Vice President,
Sales & Marketing



Joel R. King

Senior Vice President
& General Manager,
Mobile Solutions



Yusuf Jamal

Senior Vice President
& General Manager,
RF and Mixed-Signal
Intelligence Solutions

Appendix: Safe Harbor Statement

This presentation includes “forward-looking statements” intended to qualify for the safe harbor from liability established by the Private Securities Litigation Reform Act of 1995. These forward-looking statements include information relating to future events, prospects, expectations, and results of Skyworks (e.g., certain projections and business trends, as well as plans for dividend payments). Forward-looking statements can often be identified by words such as “anticipates,” “expects,” “forecasts,” “intends,” “believes,” “plans,” “target,” “may,” “will” or “continue,” and similar expressions and variations or negatives of these words. All such statements are subject to certain risks, uncertainties and other important factors that could cause actual results to differ materially and adversely from those projected and may affect our future operating results, financial position and cash flows.

These risks, uncertainties and other important factors include: the risks of doing business internationally, including from trade war or trade protection measures (e.g., tariffs, retaliatory tariffs and other countermeasures or taxes), increased import/export restrictions and controls (e.g., our ability to obtain foreign-sourced raw materials, including from Chinese-based sources, as well as our ability to sell products to certain specified foreign entities only pursuant to a limited export license from the U.S. Department of Commerce), the susceptibility of the semiconductor industry and the markets addressed by our, and our customers’, products to economic cycles or changes in economic conditions, including inflation and recession that could result from trade war or trade protection measures; our reliance on a small number of key customers for a large percentage of our sales; decreased gross margins and loss of market share as a result of increased competition; our ability to obtain design wins from customers; market acceptance of our products and our customers’ products, including market acceptance of new, emerging technologies such as AI; the volume and mix of phones sold by our largest customer; the potential impacts on our business, reputation, relationships, results of operations, cash flows and financial condition as a result of the proposed merger transactions with Qorvo, Inc. (“Qorvo”); the possibility that expected benefits related to such transactions with Qorvo may not materialize as expected; such transactions with Qorvo being timely completed, if completed at all; regulatory approvals required for the transaction not being timely obtained, if obtained at all, or being obtained subject to conditions; Skyworks or Qorvo’s business experiencing disruptions as a result of the acquisition or due to transaction-related uncertainty or other factors making it more difficult to maintain relationships with employees, customers, other business partners or governmental entities; Skyworks and Qorvo being unable to successfully implement integration strategies or to achieve expected synergies and operating efficiencies within the expected time-frames or at all; the costs, fees, expenses and other charges related to the transactions with Qorvo, including with respect to any related litigation; reduced flexibility in operating our business as a result of the indebtedness incurred in connection with the transaction with Silicon Laboratories Inc. and the substantial amount of additional indebtedness we expect to incur in connection with the Qorvo transaction; delays in the deployment of commercial 5G networks or in consumer adoption of 5G-enabled devices; the volatility of our stock price; changes in laws, regulations and/or policies that could adversely affect our operations and financial results, the economy and our customers’ demand for our products, or the financial markets and our ability to raise capital; fluctuations in our manufacturing yields due to our complex and specialized manufacturing processes; our ability to develop, manufacture and market innovative products, avoid product obsolescence, reduce costs in a timely manner, transition our products to smaller geometry process technologies and achieve higher levels of design integration; the quality of our products and any defect remediation costs; our products’ ability to perform under stringent operating conditions; the availability and pricing of third-party semiconductor foundry, assembly and test capacity, raw materials, including rare earth and similar minerals, supplier components, equipment and shipping and logistics services, including limits on our customers’ ability to obtain such services and materials; risks that we may not be able to optimize our manufacturing footprint and achieve any financial and operational benefits from such efforts, including reducing fixed costs or improving utilization rates, disruptions to our manufacturing processes, including relating to any relocation of our key facilities; our ability to successfully manage our senior management transitions; our ability to retain, recruit and hire key executives or the departure of any such executives, technical personnel and other employees in the positions and numbers, with the experience and capabilities, and at the compensation levels needed to implement our business and product plans; the timing, rescheduling or cancellation of significant customer orders and our ability, as well as the ability of our customers, to manage inventory; other economic, social, military and geopolitical conditions in the countries in which we, our customers or our suppliers operate, including the conflicts in Ukraine and the Middle East, possible disruptions in transportation networks, and fluctuations in foreign currency exchange rates; the effects of global health crises on business conditions in our industry, including the risk of significant disruptions to our business operations, as well as negative impacts to our financial condition; our ability to prevent theft of our intellectual property, disclosure of confidential information or breaches of our information technology systems; uncertainties of litigation, including potential disputes over intellectual property infringement and rights, as well as payments related to the licensing and/or sale of such rights; our ability to continue to grow and maintain an intellectual property portfolio and obtain needed licenses from third parties; our ability to make certain investments and acquisitions, integrate companies we acquire and/or enter into strategic alliances; and other risks and uncertainties, including those detailed from time to time in our filings with the Securities and Exchange Commission.

The forward-looking statements contained in this presentation are made only as of the date hereof, and we undertake no obligation to update or revise the forward-looking statements, whether as a result of new information, future events or otherwise.

Appendix: Unaudited Reconciliations of Non-GAAP Financial Measures

(in millions)	Twelve Months Ended		
	Oct. 3, 2025	Oct. 2, 2020	Oct. 2, 2015
GAAP net income per share, diluted	\$ 3.08	\$ 4.80	\$ 4.10
Share-based compensation expense	1.50	0.92	0.51
Acquisition-related expenses	0.03	0.01	0.04
Amortization of acquisition-related intangibles	0.99	0.21	0.17
Settlements, gains, losses, and impairments	0.12	0.26	0.01
Restructuring and other charges	0.55	0.01	0.02
Interest expense on seller-financed debt	—	—	0.01
Tax adjustments	(0.34)	(0.08)	0.41
Non-GAAP net income per share, diluted	\$ 5.93	\$ 6.13	\$ 5.27

(in millions)	Twelve Months Ended		
	Oct. 3, 2025	Oct. 2, 2020	Oct. 2, 2015
GAAP net cash provided by operating activities	\$ 1,301	\$ 1,205	\$ 993
Capital expenditures	(195)	(389)	(430)
Non-GAAP free cash flow	\$ 1,106	\$ 816	\$ 563